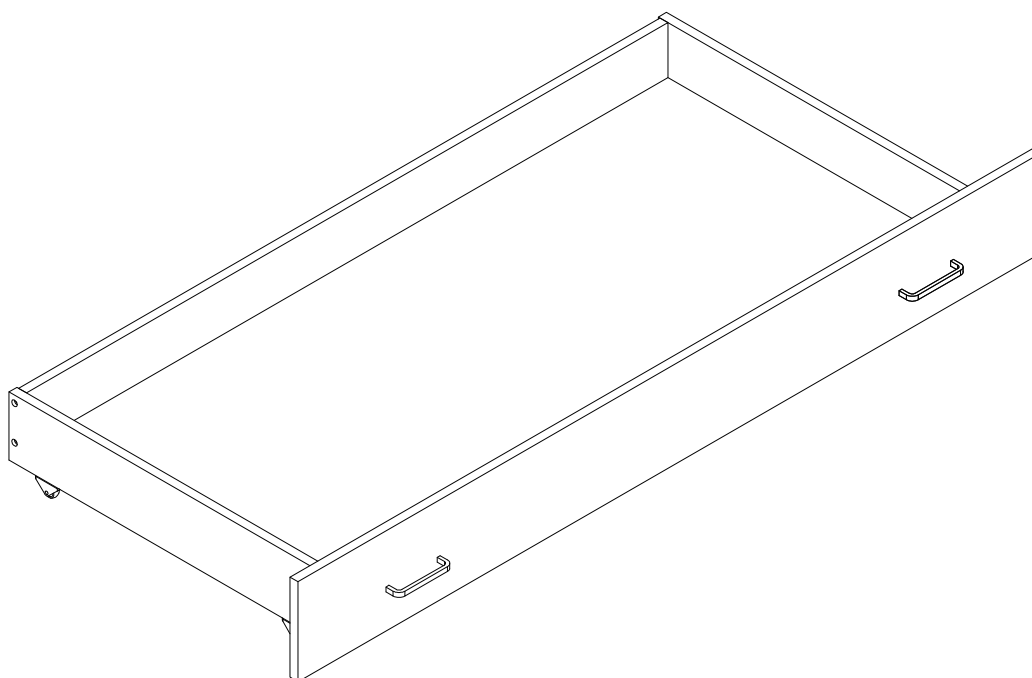


# INSTRUCTIONS

## DRAWER - LUNO / VENI COT BED



ASD: V1/20  
Babymore Ltd

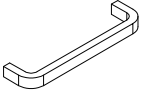
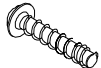

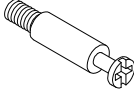

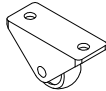

**Babymore**  
more for your baby

Thank you for purchasing Babymore. If you need assistance, spare parts or you are unhappy with the goods

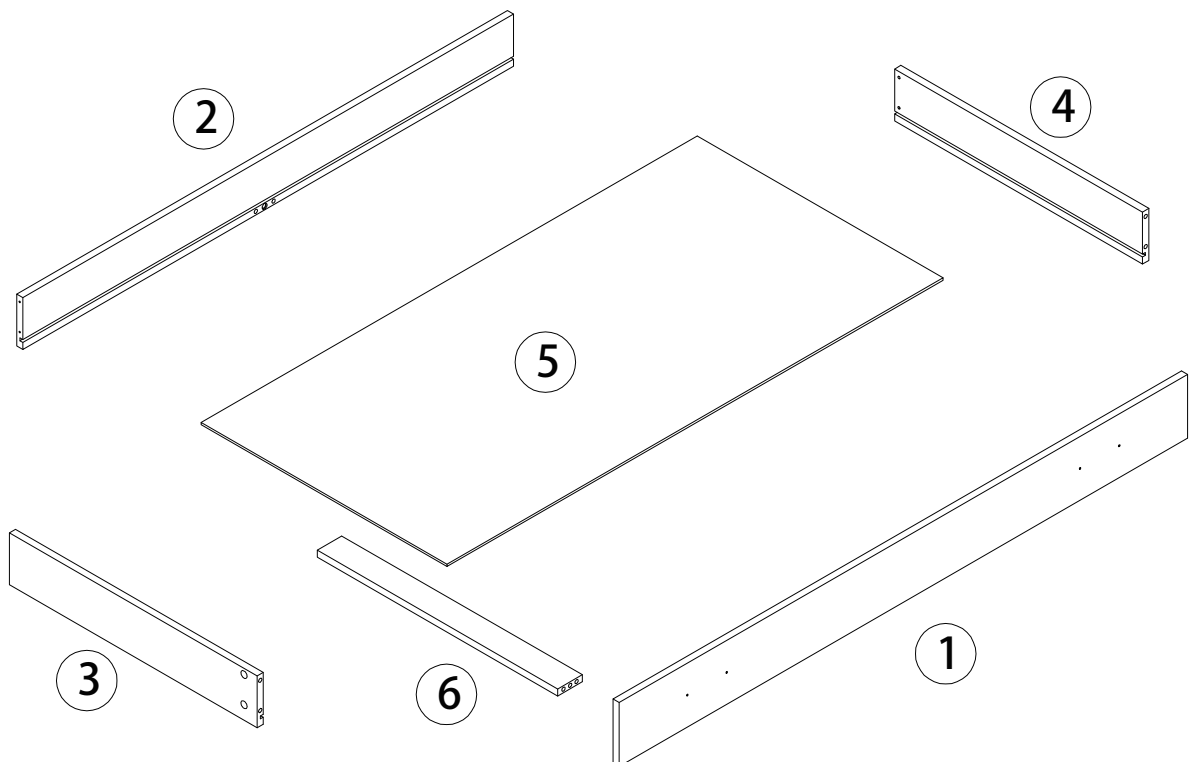
**Call: 020 34755588**

**or email: [customerservices@babymore.co.uk](mailto:customerservices@babymore.co.uk)**

# FITTINGS

Item <b>A</b>	Description <b>Knob</b> 	Qty <b>2</b>	Item <b>B</b>	Description <b>Knob Bolts</b> 	Qty <b>4</b>
Item <b>C</b>	Description <b>Wood Dowel</b> 	Qty <b>4</b>	Item <b>D</b>	Description <b>Cam Bolts</b> 	Qty <b>10</b>
Item <b>E</b>	Description <b>Cam Lock</b> 	Qty <b>10</b>	Item <b>F</b>	Description <b>Wheels</b> 	Qty <b>4</b>
Item <b>G</b>	Description <b>Screw</b> 	Qty <b>8</b>			

# COMPONENTS



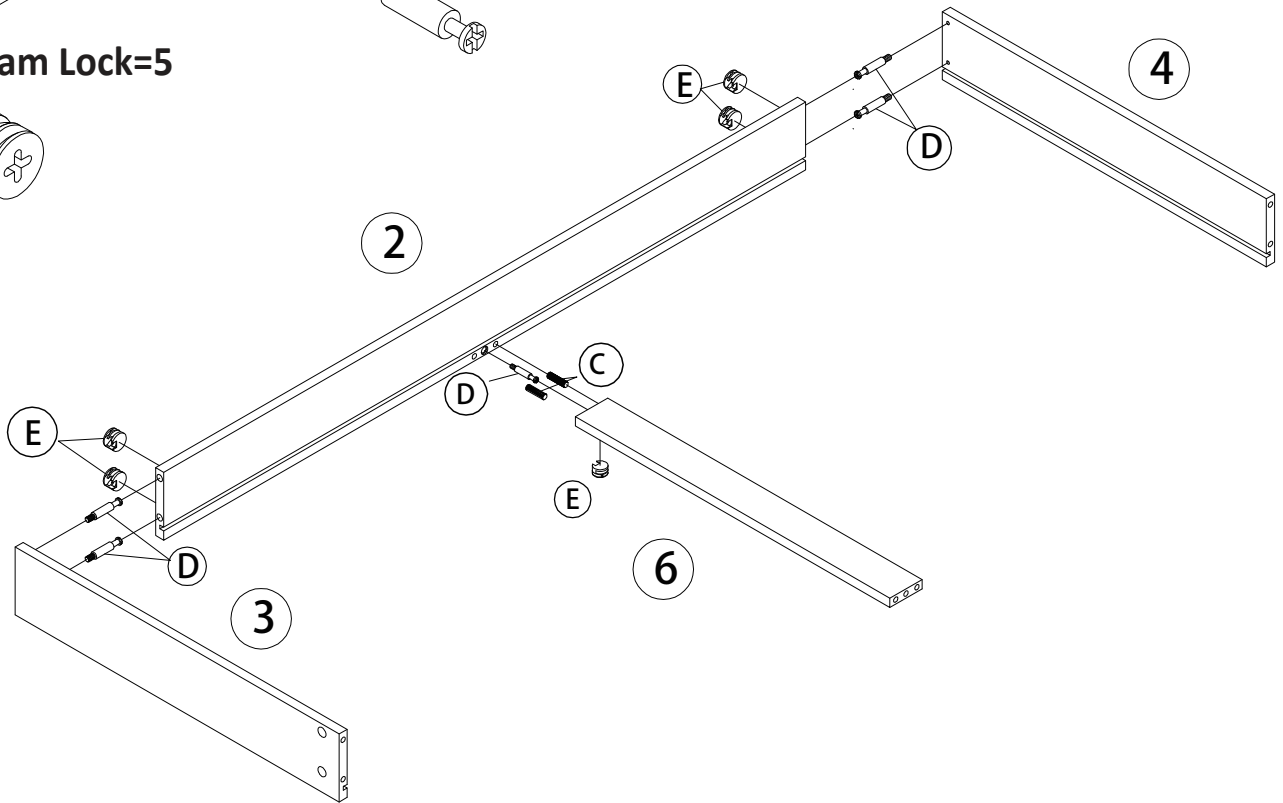
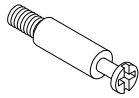
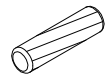
# ASSEMBLING

## Step 1

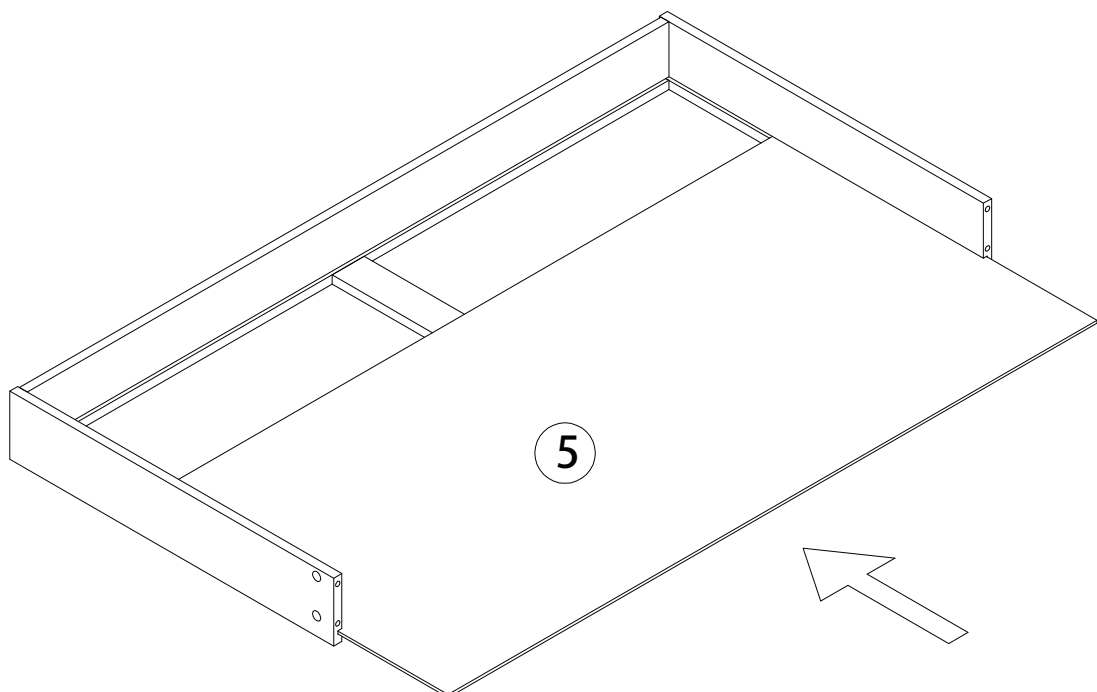
C / Wood Dowel=2

D / Cam Bolts=5

E / Cam Lock=5



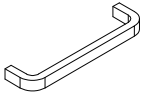
## Step 2



# ASSEMBLING

## Step 3

A / Knob=2



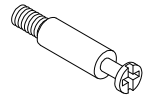
B / Knob Bolts=4



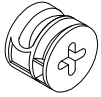
C / Wood Dowel=2



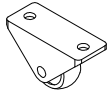
D / Cam Bolts=5



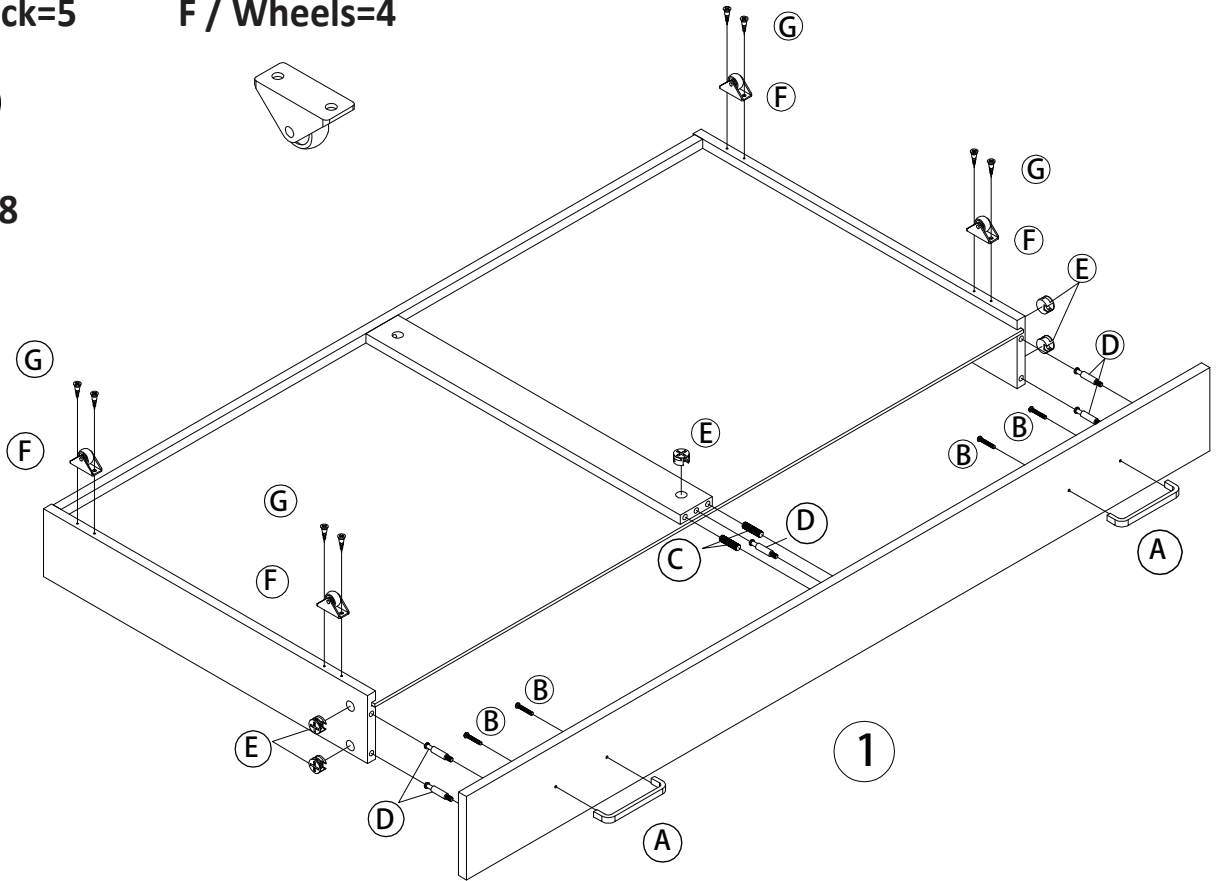
E / Cam Lock=5



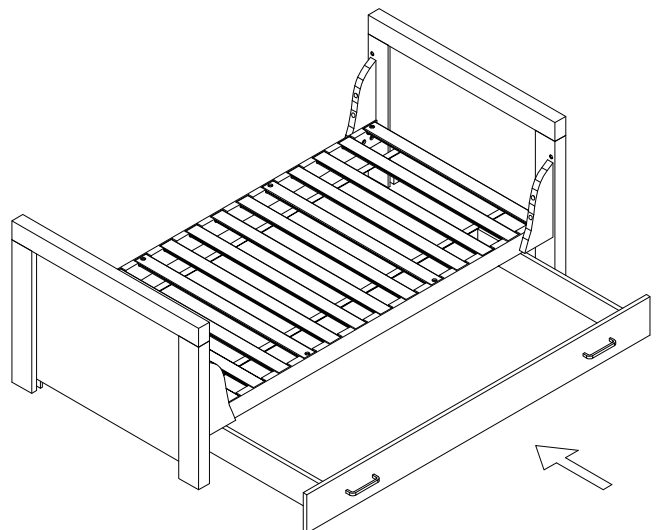
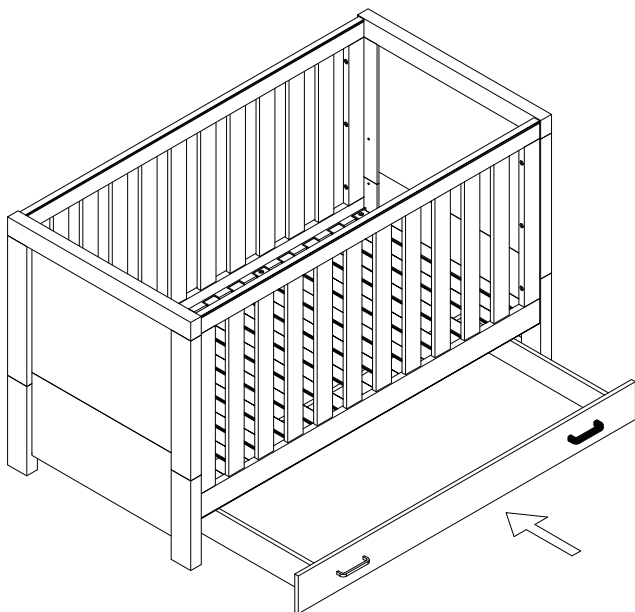
F / Wheels=4



G / Screw=8



## Step 4



Due to constant updating and improvements, some components may occasionally differ slightly from the diagrams shown in these instructions.

Any spare components should only be thrown away after you have fully constructed your product. After disassembly, it is important to retain all metal fixings and components should the product be returned to cot or bed mode in future.

We reserve the right to change the specifications of any piece of product without prior notice.

## Care & Maintenance

To preserve the hand crafted quality of Babymore furniture, we recommend using a cotton cloth and a non-toxic cleaner. Periodic use of furniture polish will maintain the good looks of your furniture. Scuff marks may be removed with a damp cloth.

## SIX MONTHS LIMITED WARRANTY

We will replace any missing parts at the time of purchase or any defective item within 6 months period from the date of original purchase. Please keep your receipt so that we may process your warranty request. This warranty only covers new units with original packaging and ownership, and is not transferable. It does not cover any used, second hand or demo models.

This warranty does not cover any damaged or defective parts that result from installation and assembly, normal wear and tear, abuse, negligence, improper use, incidental damages or alteration to the finish, design, and part or fitting of the cot. This in no way affects your statutory rights

Each Babymore item is a unique piece, made of high quality wood and material. Due to the handcrafted nature of our products and our use of solid woods, each piece is unique and may contain irregular qualities, there will occasionally be natural markings, miniscule burrs, or slight discolorations. These natural characteristics are inherent in wood and are not considered manufacturing defects. Because of this, the merchandise will be considered normal and of good quality and do not merit replacement.

Thank you for purchasing Babymore If you need assistance, spare parts or you are unhappy with the goods  
Call : **020 3475 5588** Or email us at **customerservices@babymore.co.uk**

Serial Number location: label attached onto slat of mattress base.

