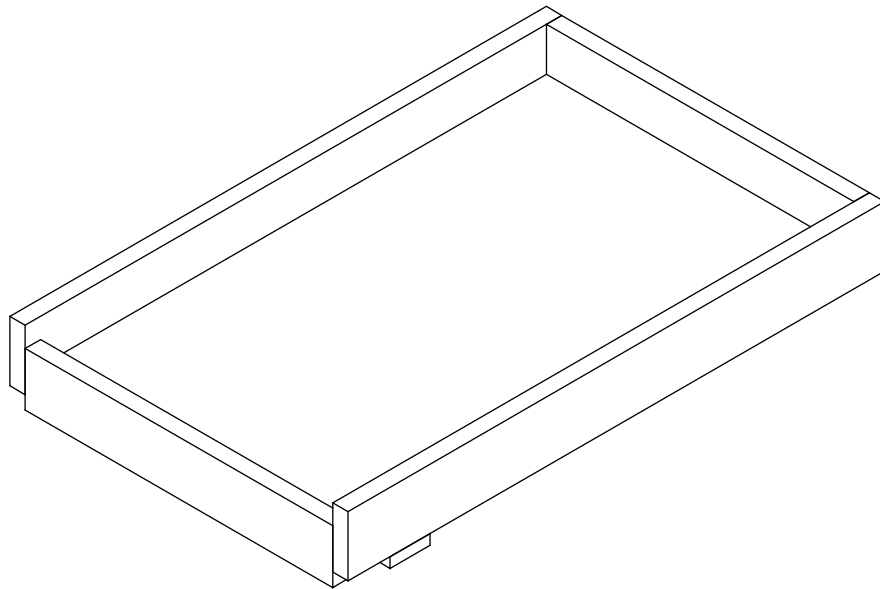


INSTRUCTIONS

LUNO / VENI COT TOP CHANGER



CTC: V1/14
Babymore Ltd. 2012

Babymore
more for your baby

Thank you for purchasing Babymore. If you need assistance, spare parts or you are unhappy with the goods,
Call customer services on: **020 3475 5588**.
Or email us at **customerservices@babymore.co.uk**

IMPORTANT: READ CAREFULLY AND RETAIN FOR FUTURE REFERENCE

INSTRUCTIONS FOR SAFE USE

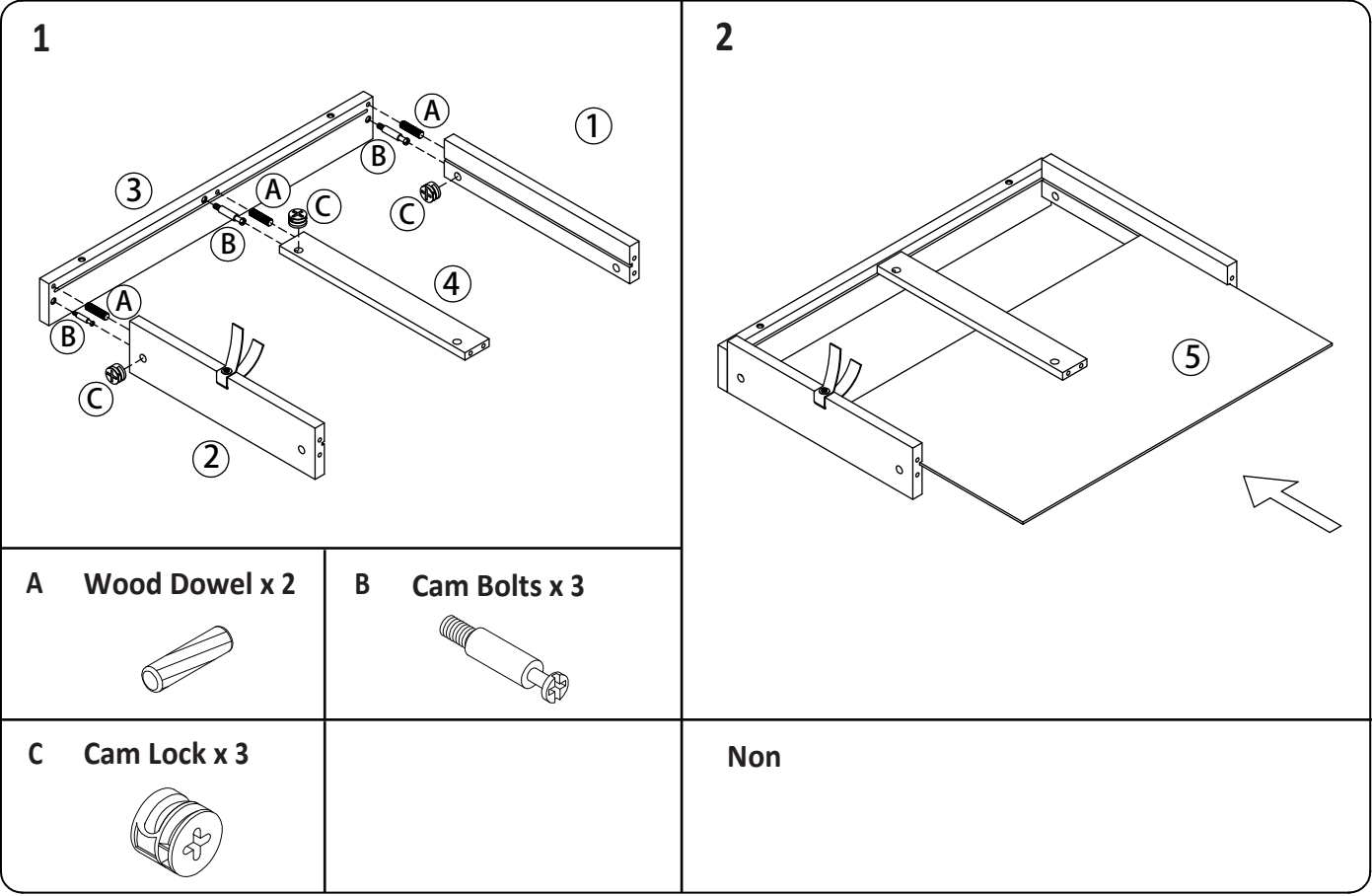
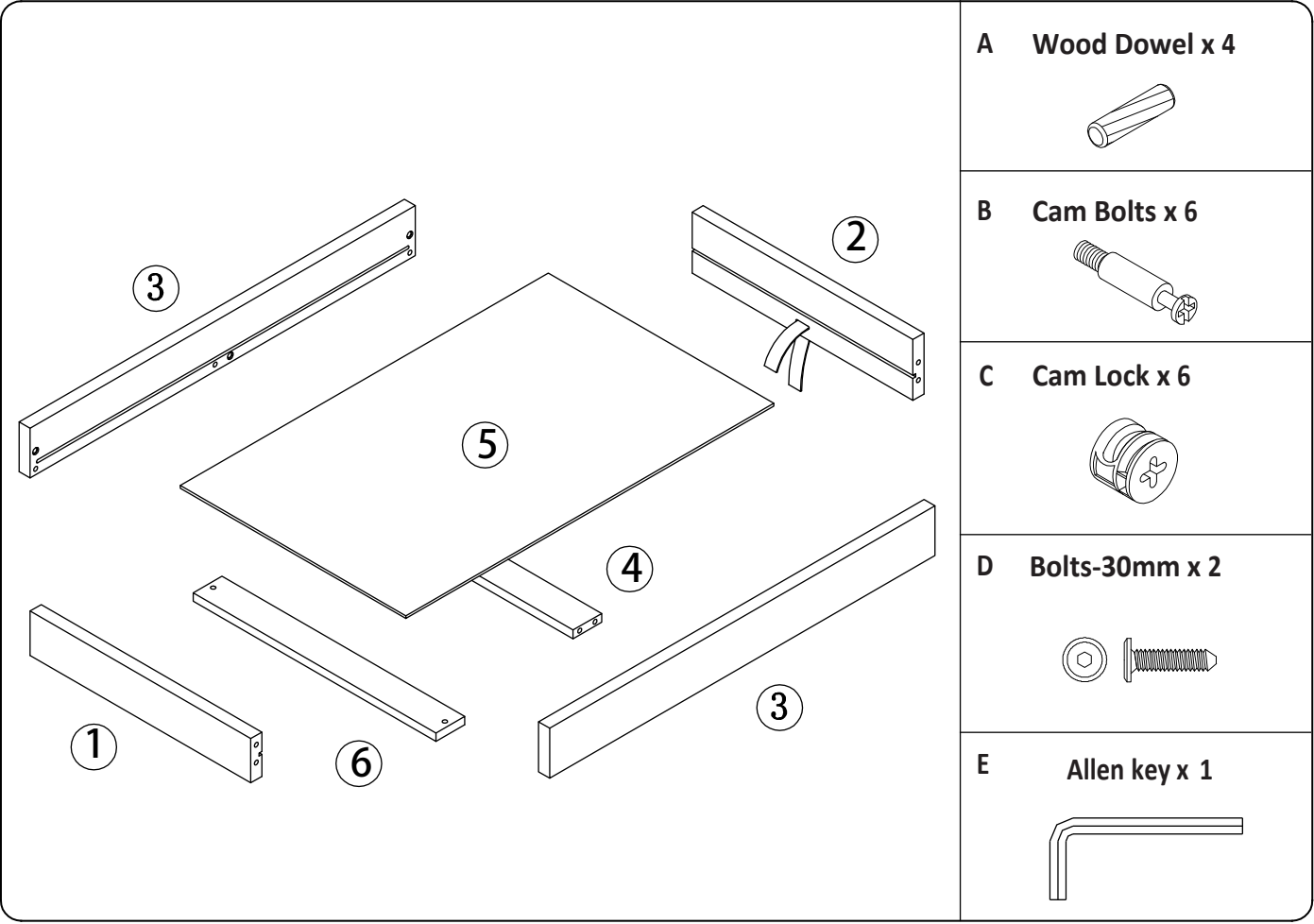
The correct use and maintenance of your changer will ensure it gives long and trouble-free use. Please ensure everyone use your changer know how to use it. The safety of your child is your responsibility.

- **WARNING: DO NOT LEAVE THE CHILD UNATTENDED.**
- **WARNING:** Never fit or use this changer with a child in the cot.
- The safety of your child is your responsibility. Always watch your child when it is on the changer
- Always remove the changer after use.
- Never use the cot top changer without fastening the Velcro attachment strap.
- Fit most of cot beds that use 60 or 70cm width mattress, the top of side rails must be straight(without curve), and the thickness of the side rails no more than 25mm. For more information, please ask your retailer.
- Always place and secure changer near centre of the cot, or place next to cot end with no gap in between.
- Check regularly that all the fittings and screws are correctly tightened and are not damaged. Loose screws can pinch parts of the body and clothing resulting in the risk of strangulation.
- Do not use replacement parts that are not recommended or supplied by Babymore
- Do not place your product in the near vicinity of open fires or other sources of strong heat, such as electric or gas fires.
- Always leave your product clean and dry. Wipe away any spillage straight away. Your product can be cleaned with a damp cloth. Never use harsh abrasives, bleach or strong detergents
- Never use the changer if any parts are broken or missing.
- A changing mat is not supplied with this product. We recommend that you only use size 75 x 45cm changing mat with maximum thickness no more than 4cm. Place the changing mat on the changing surface, evenly within the retaining rails.
- This product is intended for child from birth to 12 months, up to 11kg.
- Designed and manufactured to BS EN 12221:2008 + A1:2013

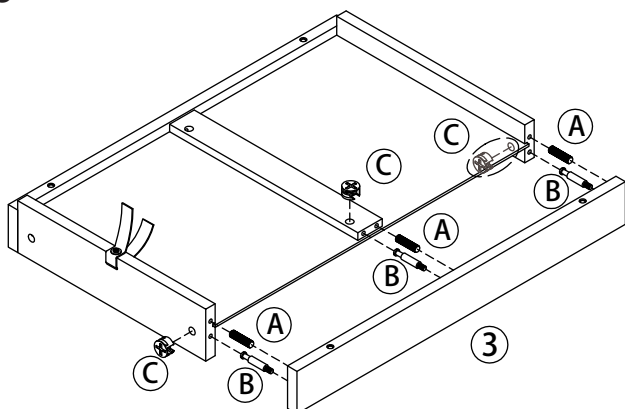
Improper assembly can result in damage to your furniture or cause harm to your child. Proper assembly is critical to ensure a safe and comfortable end result.

BEFORE ASSEMBLY

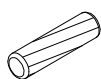
- Unpack all the parts and identify them against the components and fittings lists
- Do not discard any packaging until you are sure you have all the parts and the pack of fittings
- If you do find that any parts are missing or damaged or incorrect, contact customer services of above.
- Read the instructions thoroughly before attempt construct the cot/bed
- You may find the construction easier with help of another person, in the room for use, on a soft clean floor so there is no damage caused to the furniture during construction.
- Follow each stage of construction step-by-step



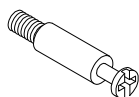
3



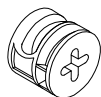
A Wood Dowel x 2



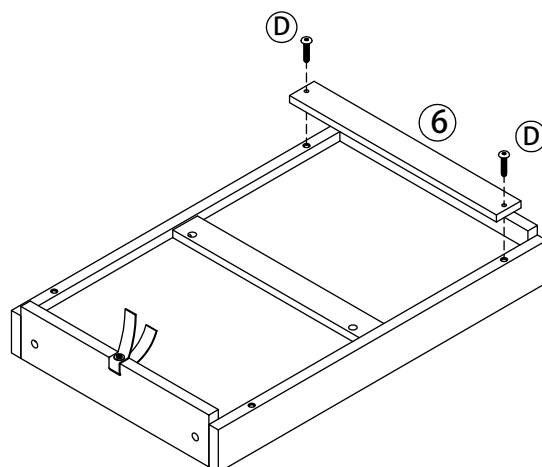
B Cam Bolts x 3



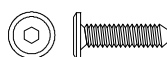
C Cam Lock x 3



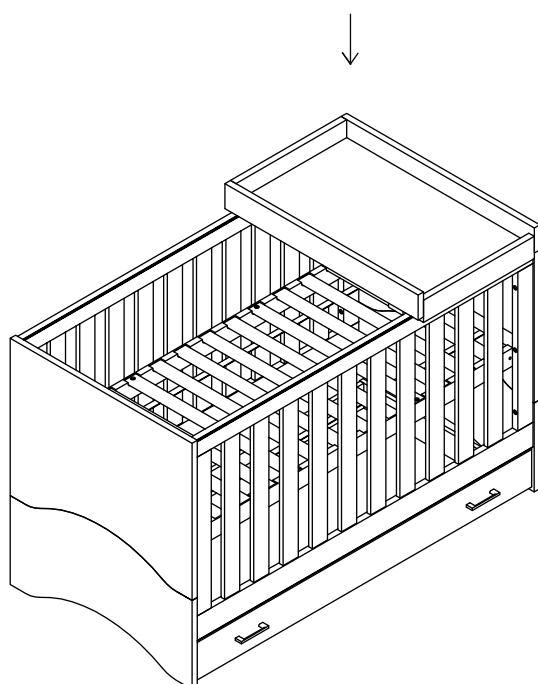
4



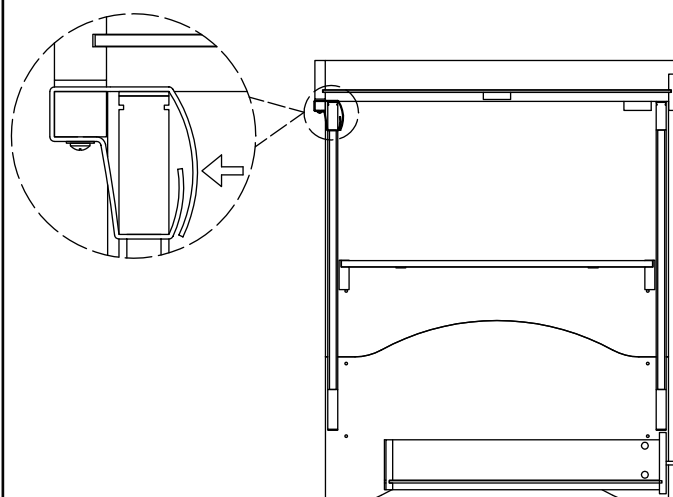
D Bolts-30mm x 2



5



6



Due to constant updating and improvements, some components may occasionally differ slightly from the diagrams shown in these instructions.

Any spare components should only be thrown away after you have fully constructed your product. After disassembly, it is important to retain all metal fixings and components should the product be returned to cot or bed mode in future.

We reserve the right to change the specifications of any piece of product without prior notice.

Care & Maintenance

To preserve the hand crafted quality of Babymore furniture, we recommend using a cotton cloth and a non-toxic cleaner. Periodic use of furniture polish will maintain the good looks of your furniture. Scuff marks may be removed with a damp cloth.

SIX MONTHS LIMITED WARRANTY

We will replace any missing parts at the time of purchase or any defective item within 6 months period from the date of original purchase. Please keep your receipt so that we may process your warranty request. This warranty only covers new units with original packaging and ownership, and is not transferable. It does not cover any used, second hand or demo models.

This warranty does not cover any damaged or defective parts that result from installation and assembly, normal wear and tear, abuse, negligence, improper use, incidental damages or alteration to the finish, design, and part or fitting of the cot. This in no way affects your statutory rights

Each Babymore item is a unique piece, made of high quality wood and material. Due to the handcrafted nature of our products and our use of solid woods, each piece is unique and may contain irregular qualities, there will occasionally be natural markings, miniscule burrs, or slight discolorations. These natural characteristics are inherent in wood and are not considered manufacturing defects. Because of this, the merchandise will be considered normal and of good quality and do not merit replacement.

Thank you for purchasing Babymore If you need assistance, spare parts or you are unhappy with the goods Call customer services on: **020 3475 5588**.

Or email us at **customerservices@babymore.co.uk**

Serial Number location: label attached onto slat of mattress base.

